



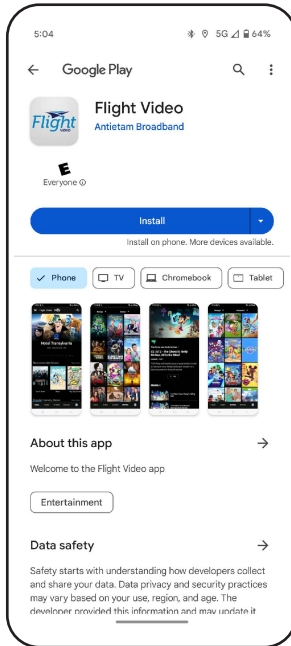
Mobile Quick Guide

Android


Ready?

Before you begin make sure you have the following:

- An Android phone or tablet updated with the latest software
- Your Flight Video username and password

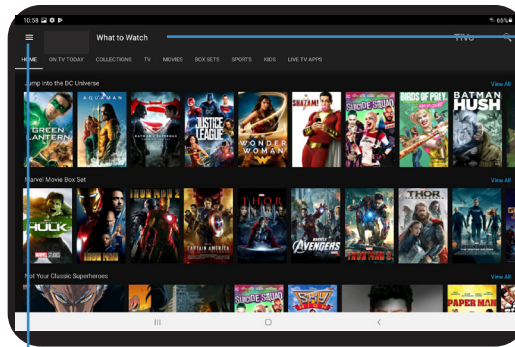


Set...

1. Open the Google Play Store  on your phone or tablet.
2. Search for the Flight Video app and tap Install to download.
3. Once download is complete, launch the app.
4. The first time you launch you'll be prompted to sign in to the app using your Flight Video username and password.

Play!

It's time to start watching your favorite shows. Use the menu to change your view. Tap a show to start watching.



Browse recommendations on the **What to Watch** screen. As you choose and watch shows we'll learn what you like and help you discover more.

Tap the menu for the **Guide**, where you can watch shows from live channels, find upcoming shows and schedule recordings, or **My Shows**, where you'll find all your bookmarked or recorded shows.

Flight Video needs to be connected to your Orbitel home Internet in order to access your entire video lineup.

Have questions? Contact customer support at 800-998-8084

*The ability to stream content out-of-home may be limited and is dictated by the content provider.

TiVo features require compatible TiVo device, internet service connection and TV subscription. Start over feature only available up to 3 days. The ability to "start over" or "catch up" may vary by network and is dictated by the content provider. Fast forwarding may be disabled on some shows and is controlled by the content provider. Basic Cloud DVR tier (100 hours) is included with select TV equipment at no extra cost and recordings will be saved for up to one year or until space is needed.